

Fastlane Remote Console

The Fastlane Remote Console Unit is designed to provide maximum operational flexibility for the Fastlane range. The unit is intended to be mounted at the security/ reception and provide the attendant with functional control over the turnstiles.


The Remote Console Unit provides the Fastlane range with fire panel integration, in addition to this feature the unit includes a key switch and momentary push-button for implementing the Visitor Management System.



The small desktop console is designed to provide the following functions:

- 1. Latched Alarm Indication**
The indicator is designed to illuminate when the second stage alarm is activated to provide a visual indication of the lane alarm status.
- 2. Visitor Entry Pushbutton**
- 3. Visitor Exit Pushbutton**
The Entry/Exit pushbuttons allow Visitor Access for entering and exiting the lanes. These buttons only need to be pushed once; you do not need to keep them depressed because the Fastlane will monitor the passage of multiple visitors, providing they follow close behind each other.
- 4. Key Switch**
The Key Switch is typically used to disable the visitor pushbuttons, or open the lanes in an emergency.

Fastlane Remote Console Components

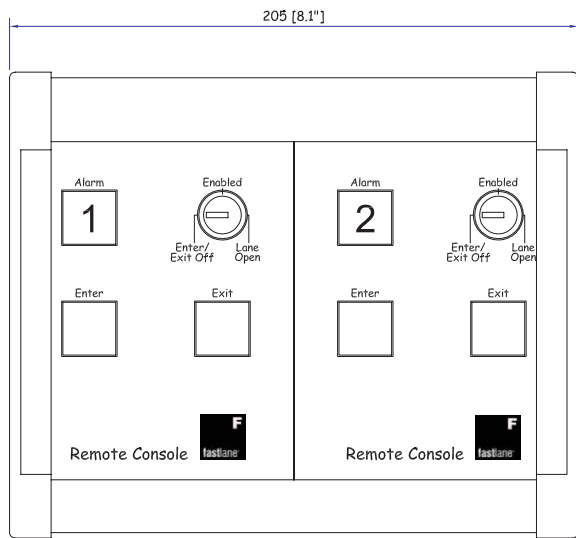


- A** Housing
- B** Facia Plate
- C** Function Button
(All buttons are the same)
- D** Lane Control Keyswitch

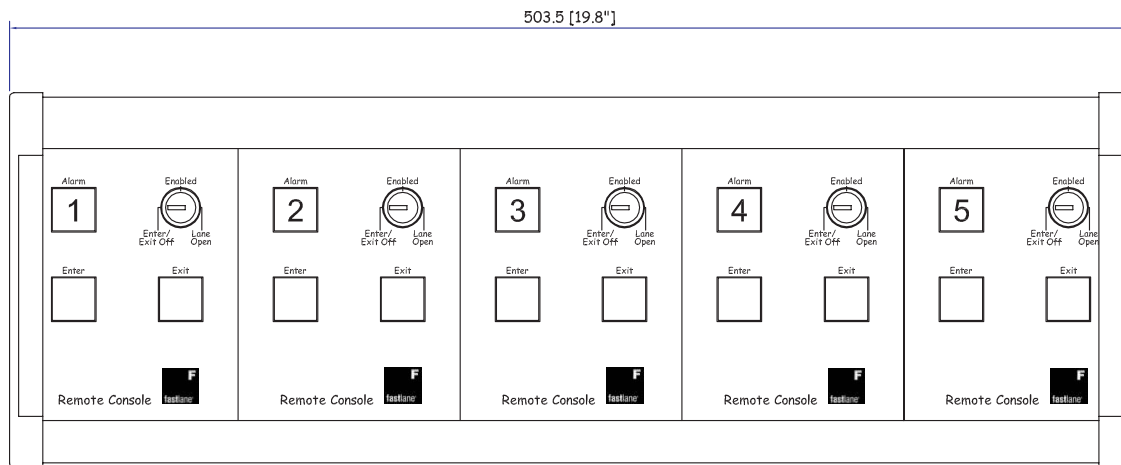
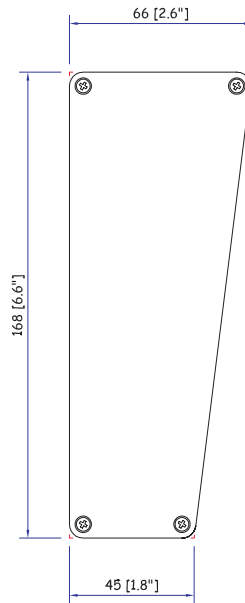


Fastlane Remote Console

Fastlane Remote Console Dimensions



2 lane Remote Console



5 lane Remote Console

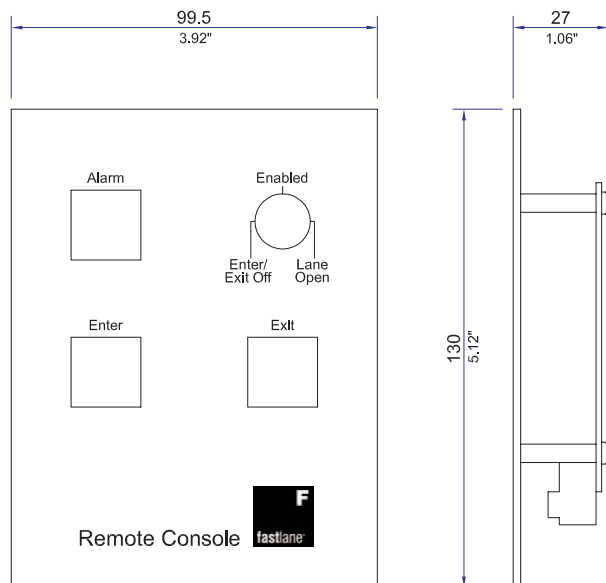
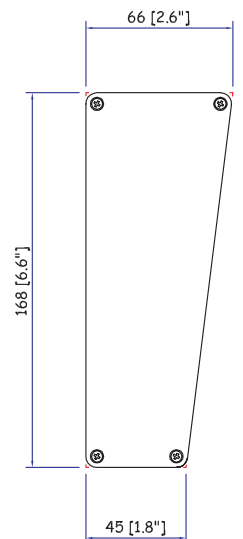


Diagram above shows unenclosed console dimensions

Due to continued improvements specifications are subject to change with out prior notice



Manufactured by:
Integrated Design Ltd
Littleton House
Littleton Road
Ashford
Middlesex
TW15 1UU, UK

t: +44 (0) 1784 245 941
f: +44 (0) 1784 240 647
e: info@idl.co.uk
w: www.idl.co.uk
w: www.fastlane-turnstiles.com